


## High Efficiency, High Quality PV Module

158'CELLMONO370Wp



### MODULE CHARACTERISTICS

- ◆Solar Cell: High efficiency crystalline solar cell. Even if under the weak light, the solar module can produce maximum power output.
- ◆Tempered glass: Anti-reflecting coating and high transmission rate glass increase the power output and mechanical strength of solar module.
- ◆EVA and TPT: Using high quality EVA and TPT to prevent destroying and water.
- ◆Al frame: Without screw, corner connection. 6 holes on the frame can be installed easily.
- ◆Junction box: Multi function junction box with water proof and bypass diode, which protects the module from burning caused by hot-spot effect because of shading
- ◆High reliability with guaranteed  $\pm 3\%$  power output tolerance, ensuring return on investment
- ◆Withstands high wind-pressure and snow load (passed IEC 5400Pa mechanical loading test), and extreme temperature variations. Resisting moisture and etching effectively, not effect by geology.
- ◆Rigorous quality control meeting the highest international standards ISO 9001:2000 (Quality Management System) and ISO 14001:2004 (Environmental Management System) certified factories manufacturing world class products.
- ◆5-year product quality guarantee and 25-year power output transferable guarantee. Long lifetime:  $\geq 25$  years; Less power decrease.

### ELECTRICAL PARAMETERS

Model No.	BL-SP370M-B
Maximum Power at STC (Pmax)	370 Wp
Open Circuit Voltage (Voc)	48.90 V
Short Circuit Current (Isc)	9.75 A
Optimum Operating Voltage (Vmp)	40.50 V
Optimum Operating Current (Imp)	9.39 A
Cell Efficiency	21.50 %
Power Tolerance	0~+3 %
Operating Temperature	-40°C to +85°C
Maximum System Voltage	1000V DC

# SOLARPHOTOVOLTAICMODULE

MODEL: BL-SP370M-B (all in black)

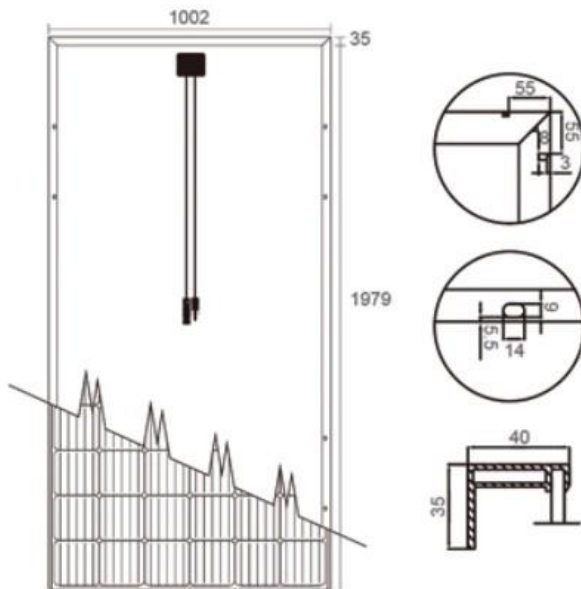
## MECHANICAL PARAMETERS

Cell Type	Mono-crystalline silicon 158x158mm
No. of Cells and Connection	72 (6x12)
Dimensions of Module	1979x1002x35mm
Weight	22.5 kg
Area	1.98 m <sup>2</sup>
Cable & Connector Type	4mm <sup>2</sup> x900mm with MC4
Junction Box Type	IP 68 Pass TUV
Front Glass	3.2mm tempered glass
Frame	Anodized Aluminium Alloy
Max.Series Fuse Rating	20 A
Surface Max.Load Capacity	2400-5400 Pa
Max. Hail Load	23m/s, 7.53g
Standard Test Condition	AM1.5 1000W/m <sup>2</sup> 25 ±2°C

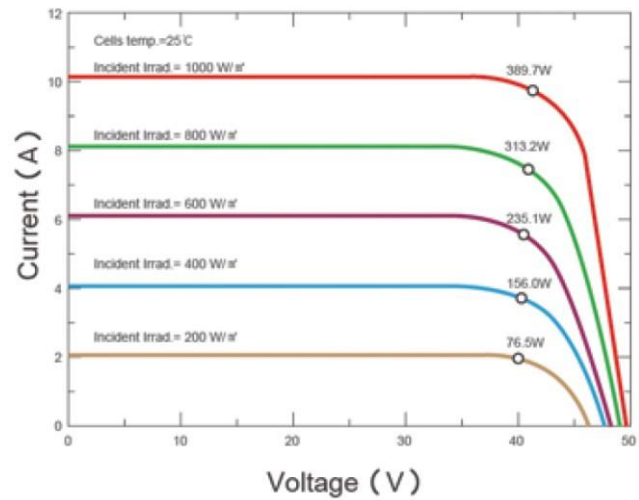
## TEMPERATURE COEFFICIENTS

NOCT	45±2°C
Peak Power Tk(Wp)	-0.45 %/°C
Open Circuit Voltage Tk(Voc)	-0.34 %/°C
Short Circuit Current Tk(Isc)	0.05 %/°C

## MECHANICAL DIMENSIONS



## I-V CURVE



## PRODUCT GARANTEE

Product Quality	5 years
Power Output	Not less than 90% in 12 years Not less than 80% in 25 years
Certificates	ISO9001, IEC61215&61730, CE

## PACKING AND LOADING

Packing Way	Carton or Wooden box
1*20' Container	190pcs
1*40GP Container	440pcs

